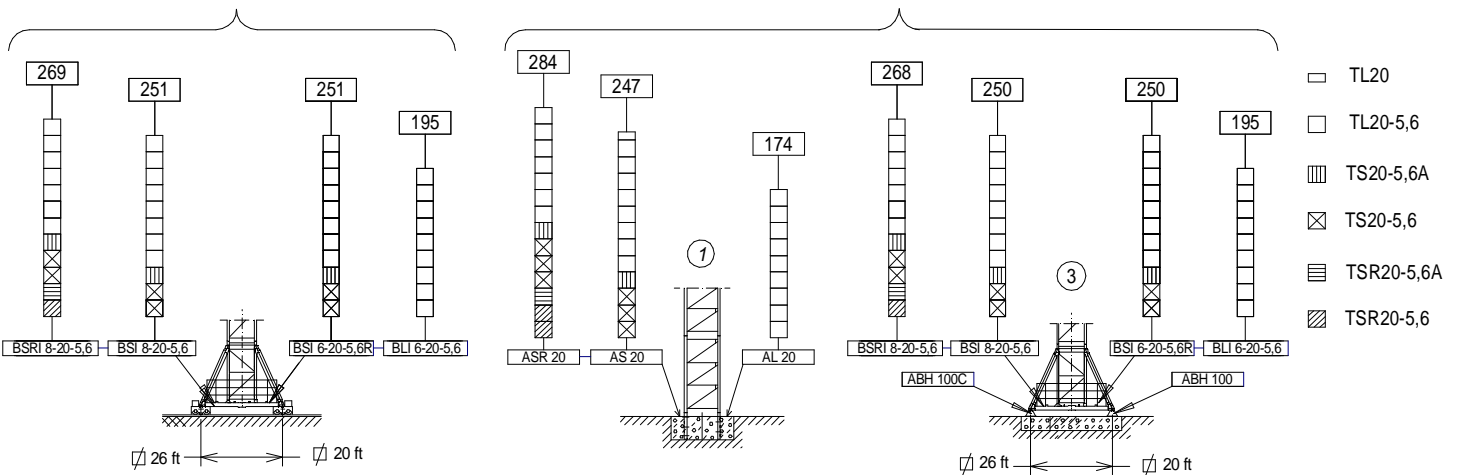


H = Altura máxima bajo gancho sin arriostrar (ft).
Maximum height under hook without fastening (ft).

(H) TRASLACIÓN / TRAVELLING







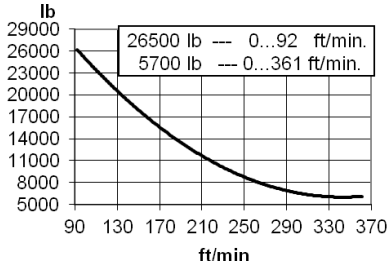
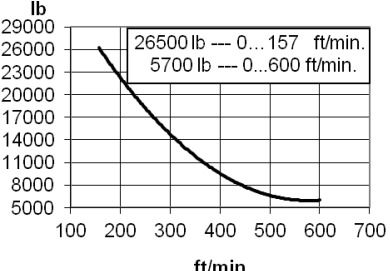
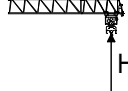



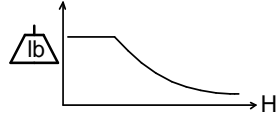

(H) ESTACIONARIA / STATIONARY



CARGAS / LOADS **J300N.2R.A**

SR (lb)		Cargas máximas / Maximum loads SR - 26500 lb											
[ft]	26500 lb @ ... (ft)	Alcance del gancho [ft] / Hook reach [ft]											
		66	82	98	115	131	148	164	180	197	213	230	246
246	66	26500	20800	17000	14300	12200	10600	9300	8300	7400	6700	6100	5500
230	70	26500	22400	18300	15400	13200	11500	10100	9000	8100	7300	6600	—
213	73	26500	23500	19200	16200	13900	12100	10700	9500	8500	7700	—	—
197	78	26500	25200	20700	17400	15000	13100	11500	10300	9300	—	—	—
180	83	26500	26500	22000	18500	16000	13900	12300	11000	—	—	—	—
164	86	26500	26500	22700	19200	16500	14400	12800	—	—	—	—	—
148	89	26500	26500	23600	19900	17100	15000	—	—	—	—	—	—
131	89	26500	26500	23650	20000	17200	—	—	—	—	—	—	—
115	91	26500	26500	24300	20500	—	—	—	—	—	—	—	—

CARACTERÍSTICAS DE MECANISMOS / MECHANISMS FEATURES **J300N.2R.A**

*opcional *optional								
	EC88110VF 65 kW		* EC150185VF 110 kW		TG2020VF 2x7,3 kW	OG2207VF 3x5,5 kW	TC7105VF 5,5 kW	TH2006 15 kW
					0...66 ft/min	0...0,8 r/min sl/min	13200 lb 0...344 ft/min 26500 lb 0...171 ft/min	2 ft/min
	 $H \leq SR \quad 932 \text{ ft}$		 2598 ft		 EC88110VF = AMPERAGE = 153 A 480V 60Hz EC150185VF = AMPERAGE = 211 A			
				 ecoMode				

LASTRES INFERIORES / LOWER BALLASTS **J300N.2R.A**

BSRI 8-20-5,6	H (ft)	190		214		269	
	P (lb)	132300		158700		264600	
BSI 8-20-5,6	H (ft)	190		214		251	
	P (lb)	132300		158700		211600	
BSI 6-20-5,6R	H (ft)	104	140	196		232	251
	P (lb)	132300	158700	211600		264600	317500
BLI 6-20-5,6	H (ft)	103		140		195	
	P (lb)	132300		158700		211600	

H: Altura bajo gancho / Height under hook

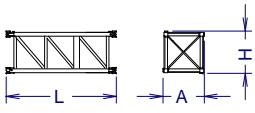
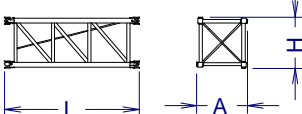
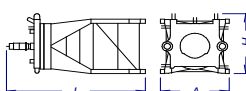
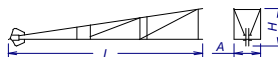
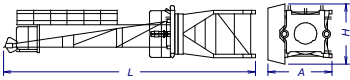
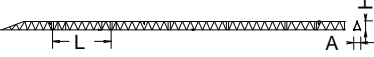



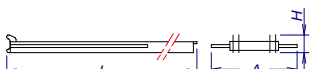


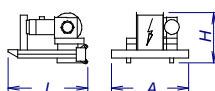
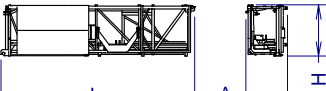

Para alturas intermedias tomar el lastre correspondiente a la altura superior / For intermediate heights take the ballast corresponding to the higher height



Fecha / Date: 16/01/2023

 **FEM 1001**

Reservado el derecho a modificaciones sin previo aviso. Declinamos toda responsabilidad derivada de la información proporcionada / Subject to modification, without prior notice. This information is supplied without liability

DENOMINACIÓN / DENOMINATION		L [ft]	A [ft]	H [ft]	P/W [lb]	
Torre inferior <i>Lower tower</i>	TLI20-5,6		19.3	7.6	7.7	9335
	TSI20-5,6		19.6	7.6	7.8	11880
	TSRI20-5,6		19.7	7.4	7.4	14470
Torre <i>Tower</i>	TL20		13.7	7.2	7.5	4620
	TL20-5,6		19.3	7.6	7.7	6415
	TS20-5,6A		19.6	7.8	7.6	7780
	TS20-5,6		19.6	7.6	7.8	7825
	TSR20-5,6A		19.4	7.8	7.6	9190
TSR20-5,6	19.7	7.4	7.4	9280		
Torre asiento pista + base punta de torre + orientación <i>Slewing table + tower head base + slewing mechanism</i>			16.7	8.3	7.4	16290
Punta de torre <i>Tower head</i>			26.9	4.6	6.0	6220
Conjunto asiento pista, punta de torre, orientación <i>Slewing table assembl +, tower head + slewing</i>			39.9	10.0	8.1	23700
Tramo de pluma <i>Jib section</i>	P17-10R (1)		28.9	5.5	6.5	3840
	P17-2R (2)		33.4	5.2	6.7	4520
	P17-3N (3)		33.4	5.2	6.7	4340
	P17-4N (4)		33.4	5.2	6.2	3700
	P17-5N (5)		33.4	5.2	6.5	3370
	P17-6R (6)		33.4	5.2	6.5	3270
	P17-7N (7)		33.4	5.2	6.2	2570
	P17-8N (8)		17.4	5.2	6.2	1640
	P17-9N (9)		7.1	5.2	7.2	930
Polipasto / <i>Hook assembly</i>			4.4	1.0	4.3	880
Tirante sostén pluma <i>Jib support tie</i>	Largo / <i>Long</i>		16.3	1.3	2.4	3540
	Corto / <i>Short</i>		19.8	0.7	2.3	1920
Carro / <i>Trolley</i>			7.6	7.9	5.1	1260
Contrapluma con plataformas <i>Counterjib with platforms</i>			39.7	9.1	2.0	6800
Prolongación contrapluma con plataforma <i>Counterjib extension with platform</i>			27.2	6.3	1.9	4240
Plataforma y cabina <i>Platform and cabin</i>			12.3	6.7	7.9	2820
Soporte y elevación (sin cable) <i>Support and hoisting (without rope)</i>		EC 88110 VF 	9.9	7.5	7.0	8600
Transporte torre de montaje <i>Jacking cage transport</i>		 TM20L-5,6	31.3	6.8	8.3	12540
Lastre <i>Ballast</i>			12.5	1.9	4.9	13230

T	H					H	T
1	27	TL20-5,6	TL20-5,6	TL20-5,6	TL20-5,6	18	27
2	45						45
3	64						64
4	82						82
5	100						100
6	119						119
7	137						137
8	156						156
9	174		TS20-5,6A	TS20-5,6A	TS20-5,6A	18	174
10	192	AL20	TS20-5,6A	TS20-5,6	TS20-5,6	18	192
11	211		TS20-5,6				211
12	229				TR 24/TS20	5	229
					TR 24-5,6	18	234
					TRD 24-5,6	18	252
			TSR20-5,6A	TSR20-5,6			266
							270
							289
							307

AL20	153.21.800		
ALD20	160.21.250		
AS20	160.21.010		
ASD20/24	160.21.080		
ASR20	160.21.200		
ASRD20/24	156.21.000		
AR 24	156.21.200		
TL20	153.31.000		
TL20-5,6	204.31.400	TSR20-5,6A	206.31.300
TS20-5,6	204.31.200	TR24/TS20	156.36.800
TS20-5,6A	204.31.500	TR24-5,6	156.30.700
TSR20-5,6	206.31.000	TRD24-5,6	163.31.300

T: Torre / Tower
H: Altura / Height

Transporte Transport

H = 195 ft + BLI 6-20-5,6

11x

11x HIGH CUBE 40'

h_{max}: TL20-5,6T + 6xTL20-5,6 + 2xTL20

h (ft)	▶	■
163		
D (ft)	33 - 66	
P (lbf)	254500	227500
R _{max} (lbf)	647400	99600

TL20-5,6T = 136.32.700

9 x 8

7 ft

TL20-5,6

h

D

R

P

TL20-5,6T

▶ En servicio / In service
■ Fuera de servicio / Out of service

Trepado interno / Internal climbing

Viento fuera de servicio / Out of service wind

- ▶ Consultar / Consult
- ▶ En servicio / In service
- Fuera de servicio / Out of service



Ctra./Rd. Madrid - Irún Km. 415 - 20.213 IDIAZABAL [Gipuzkoa] ESPAÑA / SPAIN
 P.O. Box, 23 - 20.200 BEASAIN - E-mail: jaso@jaso.com
 Tel. +34 943 - 18 70 00 • Fax. +34 943 - 18 70 20
www.jaso.com

Fecha / Date: 16/01/2023



FEM 1001

DELEGACION / DEALER