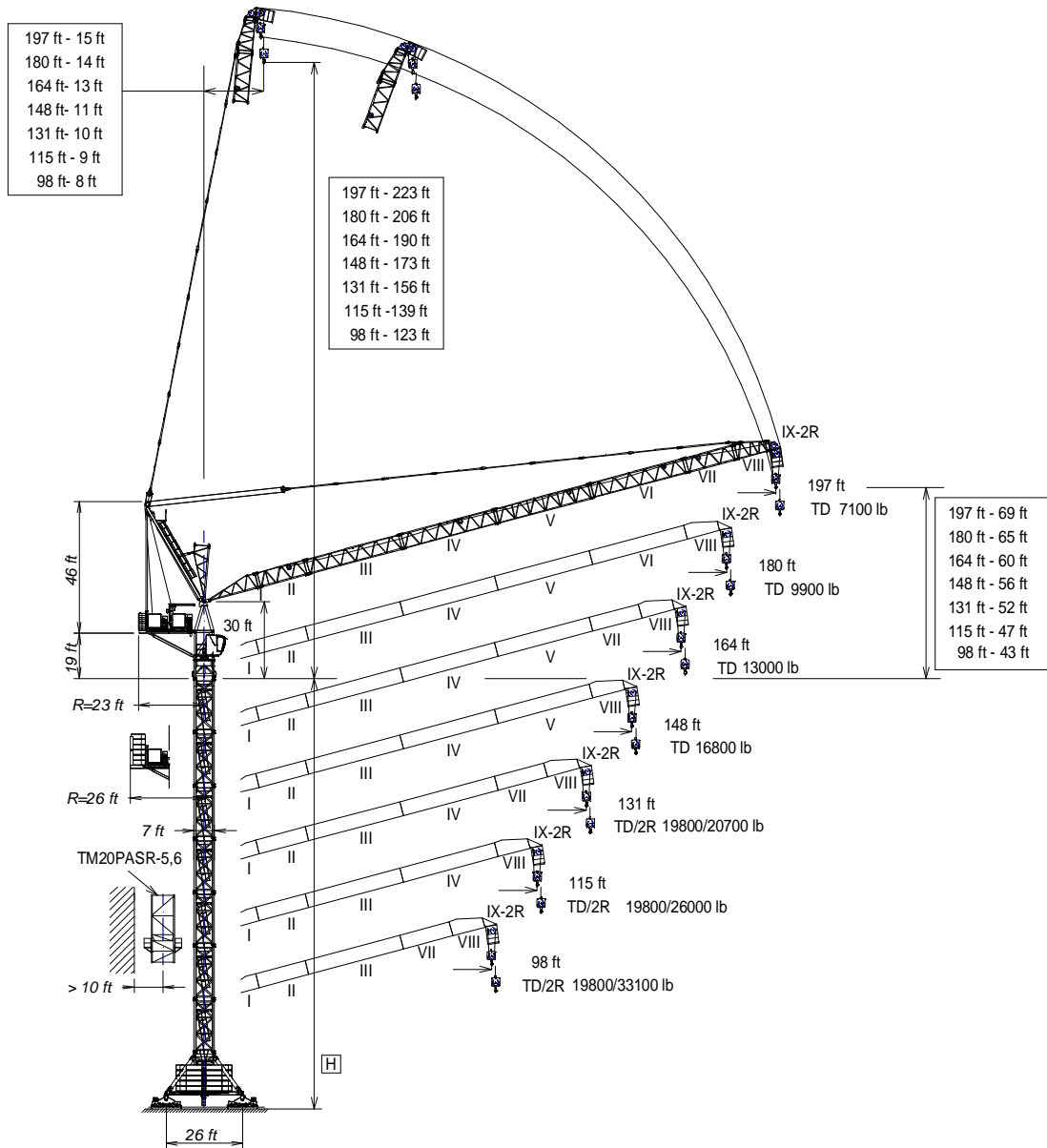




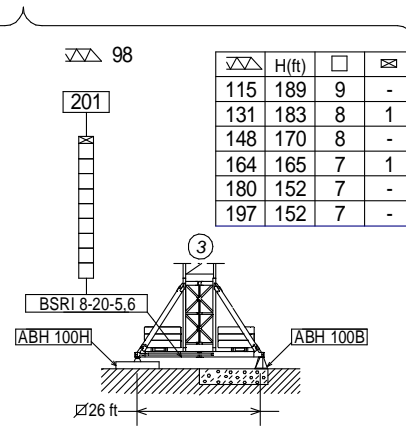
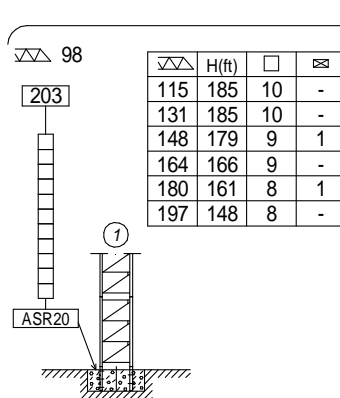
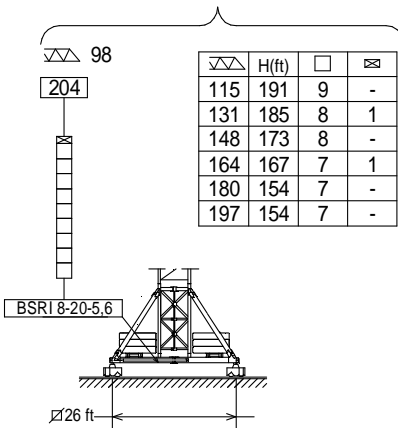
UNE 58-101
FEM 1001

UNE-EN-ISO 9001



(H) TRASLACIÓN / TRAVELLING

(H) ESTACIONARIA / STATIONARY



⊠ TSR20
□ TSR20-5,6



Fecha / Date: 08/02/2017



Reservado el derecho a modificaciones sin previo aviso. Declinamos toda responsabilidad derivada de la información proporcionada / Subject to modification, without previous warning. This information is supplied without liability

CARGAS / LOADS







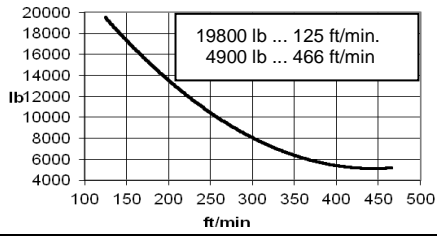
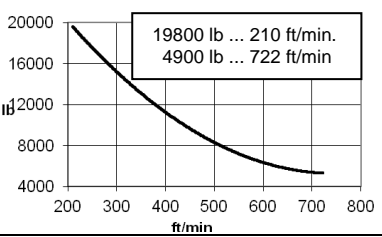

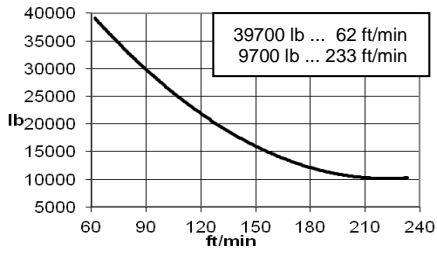
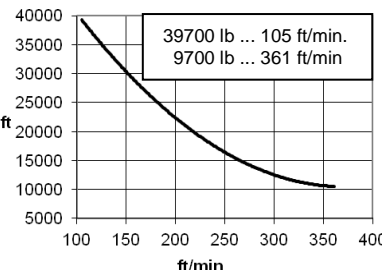


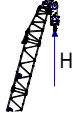

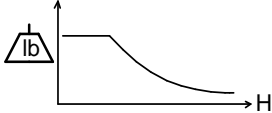
J280PA.2R

TD (lb)		Cargas máximas / Maximum loads TD -19800 lb							
[ft]	19800 lb @ ... (ft)	Alcance del gancho [ft] / Hook reach [ft]							
		82	98	115	131	148	164	180	197
197 ft	131	19800	19800	19800	19700	15600	12200	9400	7100
180 ft	132	19800	19800	19800	19800	16000	12700	9900	—
164 ft	133	19800	19800	19800	19800	16300	13000	—	—
148 ft	135	19800	19800	19800	19800	16800	—	—	—
131 ft	131	19800	19800	19800	19800	—	—	—	—
115 ft	115	19800	19800	19800	—	—	—	—	—
98 ft	98	19800	19800	—	—	—	—	—	—

TD/2R (lb)		Cargas máximas / Maximum loads TD/2R - 19800/39700 lb							
[ft]	19800 / 39700 lb @ ... (ft)	Alcance del gancho [ft] / Hook reach [ft]							
		82	98	115	131	148	164	180	197
197 ft	130	19800	19800	19800	19400	15200	11800	9000	6600
	85	39700	31800	24700					
180 ft	131	19800	19800	19800	19800	15600	12300	9500	—
	85	39700	32000	25000					
164 ft	132	19800	19800	19800	19800	15900	12600	—	—
	85	39700	32100	25200					
148 ft	134	19800	19800	19800	19800	16300	—	—	—
	85	39700	32400	25600					
131 ft	131	19800	19800	19800	19800	—	—	—	—
	85	39700	32600	25900					
115 ft	115	19800	19800	19800	—	—	—	—	—
	85	39700	32700	26000					
98 ft	98	19800	19800	—	—	—	—	—	—
	86	39700	33100	—					

CARACTERISTICAS DE MECANISMOS / MECHANISMS

J280PA.2R

*opcional *optional						
	EC8871VF 65 kW	* EC150110VF 110 kW	TG4025VF 4x7,5 kW	OG2008VF 2x7,3 kW	EP10015VF 75 kW	TH4010 29,4 kW
			0...82 ft/min	0...0,8 r/min sl/min	1,5 min	2 ft/min
			 480V 60Hz EC8871VF: AMPERAGE = 260 A EC150110VF: AMPERAGE = 320 A			
	 $H \leq$		TD 2700 ft 2R 1300 ft			



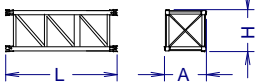
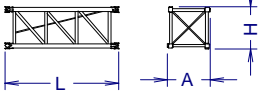
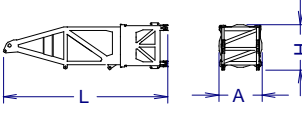
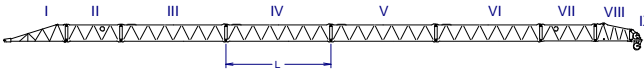
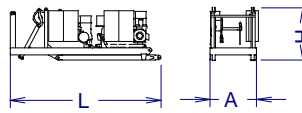
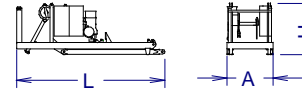
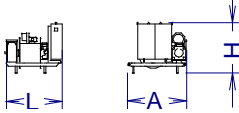
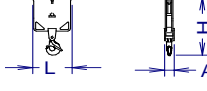
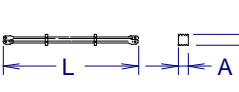
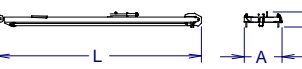
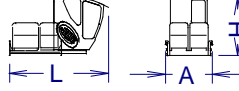
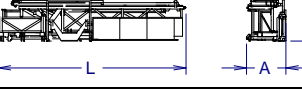
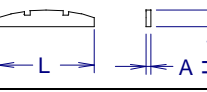
Fecha / Date: 08/02/2017

 **FEM 1001**

Reservado el derecho a modificaciones sin previo aviso. Declinamos toda responsabilidad derivada de la información proporcionada / Subject to modification, without previous warning. This information is supplied without liability

LISTA DE EMBARQUE / PACKING LIST

J280PA.2R

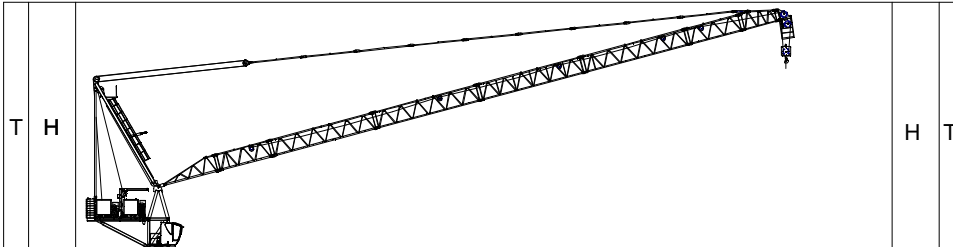
DENOMINACIÓN / DENOMINATION		L [ft]	A [ft]	H [ft]	P / W [lb]	
Torre inferior <i>Lower tower /</i>	TSRI-20-5,6		19.7	7.4	7.4	14500
Torre <i>Tower</i>	TSR20 TSR20-5,6		14.0 19.7	7.4	7.4 7.4	6900 9400
Torre asiento pista, torre superior y orientación <i>Slewing table, top tower and slewing mechanism</i>			31.6	7.6	8.3	32200
Tramo de pluma <i>Jib section</i>	[I]		20.5	7	5.6	3300
	[II]		18.1	5.2	5.7	2500
	[III]		34.4	5.2	5.7	4450
	[IV]		34.4	5.2	5.7	4100
	[V]		34.4	5.2	5.7	3700
	[VI]		34.4	5.2	5.7	3200
	[VII]		18.3	5.2	5.7	1800
	[VIII]		12.1	5.2	6.0	1900
	[IX]		3.8	5.2	6.4	1500
Contrapluma con mecanismos, pasteca y plumin <i>Counterjib with mechanisms, reeving block and auxiliary jib</i>			23.5	7.2	8.1	42100
Contrapluma con elevacion pluma, pasteca y plumin <i>Counterjib with luffing mechanisms, reeving block and auxiliary jib</i>			23.5	7.2	8.1	23300
Mecanismo elevacion carga <i>Hoisting mechanism</i>			7.9	7.0	6.8	18800
Polipasto <i>Hook assembly</i>	2R/TD TD		3.1	0.8	5.3	1050
			0.5	0.5	5.5	430
Tirante sostén pluma <i>Jib support tie</i>			19.1	1.4	1.6	4600
Parte superior <i>Top part</i>			39.0	7.2	2.8	11900
Plataforma y cabina (2 x 1,5) <i>Platform and cabin</i>			13.1	6.3	7.7	2600
Transporte torre de montaje <i>Jacking cage transport</i>			35.5	7.5	7.9	26800
Contrapeso <i>Counterweight</i>			14.8	0.8	2.6	13200
Contrapeso / <i>Counterweight</i>	Lastre <i>Ballast</i>		12.5	1.9	4.9	13200



Fecha / Date: 08/02/2017

 **FEM 1001**

Reservado el derecho a modificaciones sin previo aviso. Declinamos toda responsabilidad derivada de la información proporcionada / Subject to modification, without previous warning. This information is supplied without liability

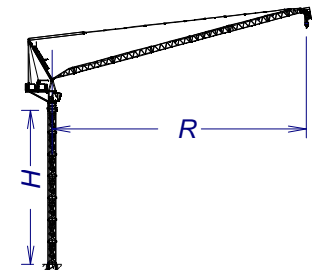


1	19	TSR 20-5,6	TSR 20	14	1	13	TSR 20-5,6	19	1	TSR 20	14	1
2	38		TSR 20-5,6	32	2	18		38	2	TSR 20-5,6	32	2
3	56			51	3			56	3		51	3
4	74			69	4			74	4		69	4
5	93			87	5			93	5		87	5
6	111			106	6			111	6		106	6
7	134	TR 24/TSR20 TR 24-5,6 TRD 24-5,6	TR 24/TSR20 TR 24-5,6 TRD 24-5,6	124	7	5	TR 24/TSR20 TR 24-5,6 TRD 24-5,6	134	7	TR 24/TSR20 TR 24-5,6 TRD 24-5,6	124	7
8	153			147	8	18		153	8		147	8
9	171			165	9			171	9		165	9
10	189			184	10			189	10		184	10
11	207			202	11			207	11		202	11
				220	12			226	12		220	12
				220	12			226	12		239	13


AR 24 156.21.200
TR24/TSR20 204.36.000
TR24-5,6 156.30.700
TRD24-5,6 163.31.300


T: Torre / Tower
H: Altura / Height

Transporte Transport




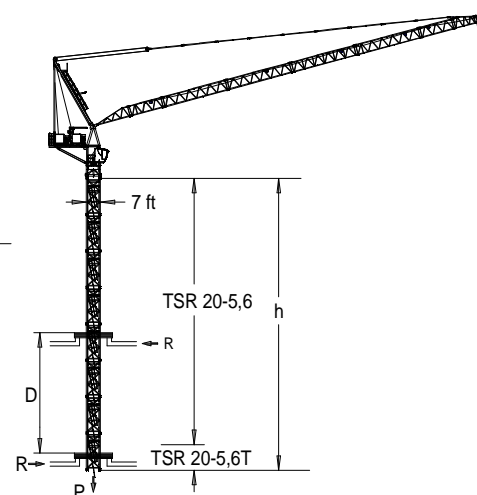
R= 197 ft, H=152 ft +
+ BSRI 8-20-5,6



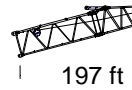


8x 

9x **HIGH CUBE 40'**


 Otras configuraciones de torre / Other tower configuration







$h_{max}: TSR20-5,6T + 7 \times TSR20-5,6$

		
197 ft		
h (ft)	147	
D (ft)	44 - 69	
P (lbf)	349400	308900
Rmax (lbf)	100700	155600

TSR20-5,6T: 204.31.700

 Trepado interno / Internal climbing

-  Viento fuera de servicio / Out of service wind
-  Consultar / Consult
-  En servicio / In service
-  Fuera de servicio / Out of service



Ctra./Rd. Madrid - Irún Km. 415 - 20.213 IDIAZABAL [Gipuzkoa] ESPAÑA / SPAIN
P.O. Box, 23 - 20.200 BEASAIN - E-mail: jaso@jaso.com
Tel. +34 943 - 18 70 00 • Fax. +34 943 - 18 70 20
www.jaso.com

Fecha / Date: 08/02/2017

 FEM 1001

DELEGACION / DEALER